



BASE SOUNDER / VAD WHITE LENS - Slave (100-2017V)

Product Summary

The 100-2017V is an aesthetically pleasing low profile 32 tone audio/visual base sounder with combined white visual indicator, suitable for all devices in the Eurotech range of intelligent detectors. It offers class-leading acoustic and EN54-23 compliant visual performances with extremely low current consumption.

When used in conjunction with an associated intelligent detector the unit can be controlled via the cause and effect programming of a compatible control panel utilising the Eurotech digital protocol. The unit has integral DIP switches allowing the independent adjustment of both sounder Volume and Tone settings.

KEY FEATURES

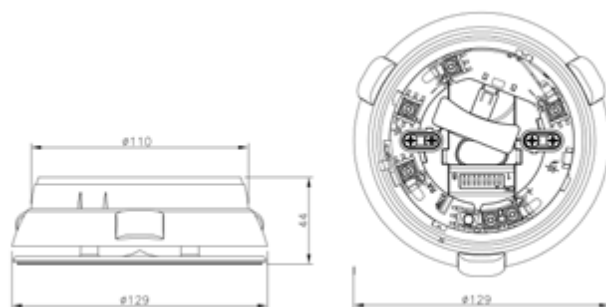
- Compatible with standard remote activation
- Eurotech range compatible base
- Selectable tone/volumes via integral dip switch
- Easy installation and cabling
- 3rd party approval to EN54-3 (Type A) and EN54-23
- Available in sounder, sounder beacon with white light and sounder beacon with red light options
- Low current consumption
- White ABS FR plastic

TECHNICAL SPECIFICATION

• Acoustic Output Freq Range	440-2900 MHz
• IP Rating	21C
• Max Acoustic Intensity	92.6dBA (tones 1-4 only)
• Number of Tones	32
• Typical VAD Coverage	C 3-15 (High Power)
• Dimensions	129 mm x 44 mm
• Weight	210 g
• Operating Temp	-10 C to +55 C
• Max humidity (non condensing)	95% RH

STANDARDS & APPROVALS

- BS EN 54-3:2001+A1:2002+A2:2006
Fire alarm devices - Sounders
- BS EN 54-23:2010 Fire alarm devices -
Visual Alarm Devices



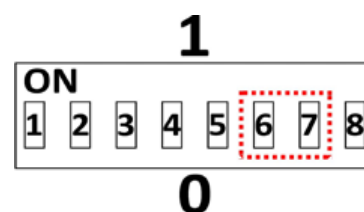
OUTPUT VOLUME SETTING

Use the DIP switch inside the sounder body for setting the output volume; in particular, switches 6 and 7 are used. The switches positioned upwards acquire value "1" or when positioned downwards acquire value "0".

Refer to table below and set the position of both switches 6 and 7 according to the required volume when the sounder is active.

HIGH	1	1
MEDIUM HIGH	0	1
MEDIUM LOW	1	0
LOW	0	0

DIP SWITCH SETTINGS



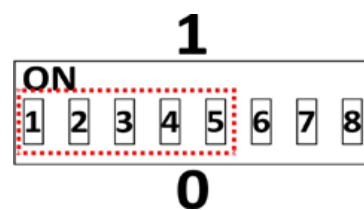
OUTPUT TONE SETTING

Use the DIP switch inside the sounder body for setting the output tone; in particular, switches 1 to 5 are used. The switches positioned upwards acquire value "1" or when positioned downwards acquire value "0".

Using the DIP switches it is possible to select a tone between 1 and 32. Utilises the Standard or Alternative wiring connections determines whether this tone is selected from the Standard tone table (Page 3), when the sounder is activated.

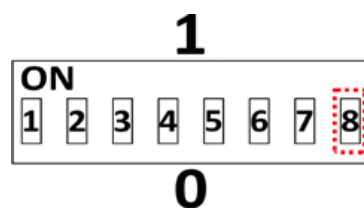
*Note: Not all functionality may be available on all control equipment. Contact technical support for specific advice.

DIP SWITCH SETTINGS



OUTPUT VAD INTENSITY

Use the DIP switch inside the sounder body for setting the output VAD intensity; in particular, switch 8 is used. The switch positioned upwards acquires value "1" - HIGH intensity and when positioned downwards it acquires value "0" - LOW intensity.



tone table

No:	Tone Description	Tone Description	1	2	3	4	5
0	Silent	No Sound	1	1	1	1	1
1	Warble Tone	800Hz for 500ms, then 1000Hz for 500ms	1	1	1	0	1
2	Continuous Tone	970Hz continuous tone	0	1	0	1	1
3	Slow Whoop (Dutch)	500-1200Hz for 3500ms, then off for 500ms	1	0	1	0	1
4	German DIN Tone	1200Hz-500Hz sweep every 1000ms (1Hz)	0	0	1	1	1
5	Alternative HF slow sweep	2350Hz-2900Hz sweep every 333ms (3Hz)	1	0	0	1	0
6	Alternative Warble	800Hz for 250ms, then 960Hz for 250ms	1	1	1	1	0
7	Alternative Warble	500Hz for 250ms, then 600Hz for 250ms	1	1	1	1	0
8	Analogue Sweep Tone	500Hz-600Hz sweep every 500ms (2Hz)	1	0	1	0	0
9	Australian Alert (intermittent)	970Hz for 625ms, then off for 625ms	1	0	0	0	1
10	Australian Evac (slow whoop)	500-1200Hz sweep for 3750ms, then OFF for 250ms	1	0	1	1	0
11	FP1063.1- Telecom	800Hz for 250ms, then 970Hz for 250ms	0	0	0	0	1
12	French Tone (Afnor)	554Hz for 100ms then 440Hz for 400ms	0	0	0	0	1
13	HF Back Up interrupted Tone	2800Hz for 1sec then off for 1 second	1	1	0	1	1
14	HF Back Up interrupted Tone (fast)	2800Hz for 150ms, then off for 150ms	1	1	0	0	1
15	HF Continuous	2800Hz continuous	0	1	0	0	1
16	Interrupted Tone	800Hz for 500ms, then off for 500ms	0	1	1	1	1
17	Interrupted Tone medium	1000Hz for 250ms, then off for 250ms	0	1	1	0	1
18	ISO 8201 LF BS5839 Pt1 1988	970Hz for 500ms, then OFF for 500ms	0	1	1	1	0
19	ISO 8201 HF	2800Hz for 500ms, then OFF for 500ms	0	1	1	0	0
20	LF Backup Alarm	800Hz for 150ms, then OFF for 150ms	1	1	0	1	0
21	LF Buzz	800Hz-950Hz sweep every 9ms	0	1	0	1	0
22	LF Continuous Tone BS5839	800Hz continuous	1	1	0	0	0
23	Siren 2 way ramp (long)	500-1200Hz rising for 3000ms, then falling for 3000ms	0	0	0	0	0
24	Siren 2 way ramp (short)	500-1200Hz rising for 250ms, then falling for 250ms	0	0	0	1	0
25	Swedish All Clear	660Hz continuous	0	0	1	0	0
26	Swedish Fire Signal	660Hz for 150ms, then OFF for 150ms	0	0	1	1	0
27	Sweep Tone (1Hz)	800-900Hz sweep every 1000ms	1	0	1	1	1
28	Sweep Tone (3Hz)	800-970Hz sweep every 333ms	1	0	0	1	1
29	Sweep Tone (9Hz)	800-970Hz sweep every 111ms	0	1	0	0	0
30	US Temporal Pattern HF	(2900Hz for 500ms, then 500ms off) x3 then 1500ms off	0	0	0	1	1
31	LF Sweep (Cranford Tone)	800Hz -1000Hz sweep every 500ms (2Hz)	1	0	0	0	0